
























































































































































































divisio nervi cranialis  PARTONOMY LIST

FMA	TA	UID	Short official Latin term	Short English equivalent
		8353	divisio nervi cranialis 	subdivision of cranial nerve 
5865		6359	nervi craniales (par) 	cranial nerves (pair) 
		6368	nervus terminalis (par)  ; nervus cranialis 0 (par) 	terminal nerve (pair)  ; cranial nerve 0 (pair) 
76750		6369	ganglion terminale (par) 	terminal ganglion (pair) 
46787		6370	nervus olfactorius (par)  ; nervus cranialis I (par) 	olfactory nerve (pair)  ; cranial nerve I (pair) 
		6371	fila olfactoria  	olfactory fila  
50863		6372	nervus opticus (par)  ; nervus cranialis II (par) 	optic nerve (pair)  ; cranial nerve II (pair)  ; cranial nerve 2 (pair)
58708		6973	pars intracranialis (par) 	intracranial part (pair) 
58709		6974	pars canalis (par)	part in canal (pair)
58710		6975	pars orbitalis (par) 	orbital part (pair) 
58711		6976	pars intraocularis (par) 	intraocular part (pair) 
58713		6977	pars postlaminaris (par) 	postlaminar part (pair) 
58714		6978	pars intralaminaris (par) 	intralaminar part (pair) 
58715		6979	pars prelaminaris (par) 	prelaminar part (pair) 
		6980	vagina externa (par) 	external sheath (pair)  ; outer sheath (pair)
		6981	vagina interna (par) 	internal sheath (pair)  ; inner sheath (pair)
77668		6982	spatium subaracnoideum nervi optici (par)  ; spatium leptomenigeum nervi optici (par) 	subarachnoid space of optic nerve (pair)  ; leptomenigeal space of optic nerve (pair) 
50864		6373	nervus oculomotorius (par)  ; nervus cranialis III (par) 	oculomotor nerve (pair)  ; cranial nerve III (pair) 
52572		6374	ramus superior (par) 	superior branch (pair) 
52573		6375	ramus inferior (par) 	inferior branch (pair) 
52578		6376	ramus ganglionaris ciliaris nervi oculomotorii (par)  ; radix parasymphatica ganglii ciliaris (par) 	branch of ciliary ganglion (pair); parasymphatic root of ciliary ganglion (pair) 
50865		6377	nervus trochlearis (par)  ; nervus cranialis IV (par) 	trochlear nerve (pair)  ; cranial nerve IV (pair) 
50866		6378	nervus trigeminalis (par)  ; nervus cranialis V (par) 	trigeminal nerve (pair)  ; cranial nerve V (pair) 
52610		9350	radices nervi trigeminalis (par) 	roots of trigeminal nerve (pair) 
52611		6379	radix sensoria (par) 	sensory root (pair) 
52618		6380	ganglion trigeminale (par)  ; ganglion semilunare (par) 	trigeminal ganglion (pair)  ; semilunar ganglion (pair) 
52612		6381	radix motoria (par) 	motor root (pair) 
52621		6382	nervus ophthalmicus (par)  ; nervus cranialis V1 (par) 	ophthalmic nerve (pair)  ; cranial nerve V1 (pair)  ; ophthalmic division (pair)
52625		6383	ramus tentorius (par)  ; ramus meningeus recurrens (par) 	tentorial branch (pair)  ; recurrent meningeal branch (pair) 
52628		6384	nervus lacrimalis (par) 	lacrimal nerve (pair) 
52638		6386	nervus frontalis (par) 	frontal nerve (pair) 
52642		6387	nervus supraorbitalis (par) 	supraorbital nerve (pair) 
52660		6388	ramus lateralis (par) 	lateral branch (pair) 
52659		6389	ramus medialis (par) 	medial branch (pair) 
52642		6390	nervus supratrochlearis (par) 	supratrochlear nerve (pair) 
52668		6391	nervus nasociliaris (par) 	nasociliary nerve (pair) 

52672		6392	ramus ganglionaris ciliaris nervi nasociliaris (par) ^U ; radix sensoria ganglii ciliaris (par) ^U	branch of ciliary ganglion (pair); sensory root of ciliary ganglion (pair) ^U
52692		6393	nervi ciliares longi (par) ^U	long ciliary nerves (pair) ^U
52714		6394	(nervus ethmoidalis posterior (par) ^U)	(posterior ethmoidal nerve (pair) ^U)
52675		6396	nervus ethmoidalis anterior (par) ^U	anterior ethmoidal nerve (pair) ^U
52679		6397	rami nasales interni (par) ^U	internal nasal branches (pair) ^U
52681		6398	rami nasales laterales (par) ^U	lateral nasal branches (pair) ^U
52680		6399	rami nasales mediales (par) ^U	medial nasal branches (pair) ^U
52688		6400	ramus nasalis externus (par) ^U	external nasal branch (pair) ^U
52742		6395	nervus meningeus anterior (par) ^U	anterior meningeal nerve (pair) ^U
52693		6401	nervus infratrochlearis (par) ^U	infratrochlear nerve (pair) ^U
52708		6402	rami palpebrales (par) ^U	palpebral branches (pair) ^U
52724		6403	nervus maxillaris (par) ^U ; nervus cranialis V2 (par) ^U	maxillary nerve (pair) ^U ; cranial nerve V2 (pair) ^U ; maxillary division (pair)
52728		6404	ramus meningeus nervi maxillaris (par) ^U	meningeal branch of maxillary nerve (pair) ^U
52731		6405	rami ganglionares pterygopalatini (par) ^U ; radices sensoriae ganglii pterygopalatini (par) ^U	branches to pterygopalatine ganglion (pair); sensory roots of pterygopalatine ganglion (pair) ^U
52967		6422	nervus zygomaticus (par) ^U	zygomatic nerve (pair) ^U
52972		6423	nervus zygomaticotemporalis (par) ^U	zygomaticotemporal nerve (pair) ^U
56633		6385	ramus communicans lacrimalis (par) ^U	lacrimal communicating branch (pair) ^U
52973		6424	nervus zygomaticofacialis (par) ^U	zygomaticofacial nerve (pair) ^U
52930		6415	nervi alveolares superiores (par) ^U	superior alveolar nerves (pair) ^U
52931		6416	rami alveolares superiores posteriores (par) ^U	posterior superior alveolar branches (pair) ^U
52932		6417	ramus alveolaris superior medius (par) ^U	middle superior alveolar branch (pair) ^U
52935		6418	rami alveolares superiores anteriores (par) ^U	anterior superior alveolar branches (pair) ^U
77528		6419	plexus dentalis superior (par)	superior dental nerve plexus (pair)
		6420	rami dentales superiores (par) ^U	superior dental branches (pair) ^U
		6421	rami gingivales superiores (par) ^U	superior gingival branches (pair) ^U
52978		6425	nervus infraorbitalis (par) ^U	infraorbital nerve (pair) ^U
52983		6426	rami palpebrales inferiores (par) ^U	inferior palpebral branches (pair) ^U
52984		6427	rami nasales externi (par) ^U	external nasal branches (pair) ^U
52985		6428	rami nasales interni (par) ^U	internal nasal branches (pair) ^U
52986		6429	rami labiales superiores (par) ^U	superior labial branches (pair) ^U
52996		6430	nervus mandibularis (par) ^U ; nervus cranialis V3 (par) ^U	mandibular nerve (pair) ^U ; cranial nerve V3 (pair) ^U ; mandibular division (pair)
53047		6431	ramus meningeus nervi mandibularis (par) ^U ; nervus spinosus (par) ^U	meningeal branch of mandibular nerve (pair) ^U ; nerve to foramen spinosum (pair)
		6433	rami ganglionares otici (par) ^U ; radices sensoriae ganglii otici (par) ^U	otic ganglionic branches (pair) ^U ; sensory roots of otic ganglion (pair) ^U
		9351	divisio anterior (par) ^U	anterior subdivision (pair) ^U
53056		6432	nervus pterygoideus medialis (par) ^U	medial pterygoid nerve (pair) ^U ; nerve to medial pterygoid muscle (pair)
53075		6434	nervus musculus tensoris veli palatini (par)	nerve to tensor veli palatini muscle (pair)
53100		6435	nervus musculus tensoris tympani (par) ^U	nerve of tensor tympani muscle (pair) ^U
53103		6436	nervus massetericus (par) ^U	masseteric nerve (pair) ^U
53187		6437	nervi temporales profundi (par) ^U	deep temporal nerves (pair) ^U
53107		6438	nervus pterygoideus lateralis (par) ^U	lateral pterygoid nerve (pair) ^U ; nerve to lateral pterygoid muscle (pair)
53066		6439	nervus buccalis (par) ^U	buccal nerve (pair) ^U
		9352	divisio posterior (par) ^U	posterior subdivision (pair) ^U

53000		6440	nervus auriculotemporalis (par) ^U	auriculotemporal nerve (pair) ^U
53196		6441	nervus meatus acustici externi (par) ^U	nerve of external acoustic meatus (pair) ^U
53201		6442	rami membranae tympanicae (par) ^U	branches of tympanic membrane (pair) ^U
53202		6443	rami parotidei (par) ^U	parotid branches (pair) ^U
53212		6445	nervi auriculares anteriores (par) ^U	anterior auricular nerves (pair) ^U
53215		6446	rami temporales superficiales (par) ^U	superficial temporal branches (pair) ^U
53218		6447	nervus lingualis (par) ^U	lingual nerve (pair) ^U
		6448	rami isthmi faucium (par)	branches of isthmus of fauces (pair) ^U
53231		6451	nervus sublingualis (par) ^U	sublingual nerve (pair) ^U
53234		6452	rami linguales nervi lingualis (par) ^U	lingual branches of lingual nerve (pair) ^U
53237		6453	ramus ganglionaris submandibularis posterior (par) ^U ; radix parasymphathica ganglii submandibularis (par) ^U	posterior submandibular ganglionic branch (pair) ^U ; parasympathetic root of submandibular ganglion (pair) ^U
53240		6454	rami ganglii sublingualis (par) ^U ; radices ganglii sublingualis (par) ^U	branches of sublingual ganglion (pair) ^U ; roots of sublingual ganglion (pair) ^U
53243		6455	nervus alveolaris inferior (par) ^U	inferior alveolar nerve (pair) ^U
53247		6456	nervus mylohyoideus (par) ^U	mylohyoid nerve (pair) ^U
53263		6457	plexus dentalis inferior (par) ^U	inferior dental plexus (pair) ^U
		6458	rami dentales inferiores (par) ^U	inferior dental branches (pair) ^U
		6459	rami gingivales inferiores (par) ^U	inferior gingival branches (pair) ^U
53250		6460	nervus mentalis (par) ^U	mental nerve (pair) ^U
53254		6461	rami mentales (par) ^U	mental branches (pair) ^U
53255		6462	rami labiales inferiores (par) ^U	inferior labial branches (pair) ^U
53256		6463	rami gingivales inferiores (par) ^U	inferior gingival branches (pair) ^U
50867		6464	nervus abducens (par) ^U ; nervus cranialis VI (par) ^U	abducens nerve (pair); cranial nerve VI (pair) ^U
50868		6465	nervus facialis (par) ^U ; nervus cranialis VII (par) ^U	facial nerve (pair) ^U ; cranial nerve VII (pair) ^U
53418		9353	radices nervi facialis (par) ^U	roots of facial nerve (pair) ^U
53419		9354	radix motoria (par) ^U	motor root (pair) ^U
		6481	nervus intermedius (par) ^U	intermediate nerve (pair) ^U
		8697	segmenta nervi facialis (par) ^U	segments of facial nerve (pair) ^U
		8516	pars cisternalis (par) ^U	cisternal segment (pair)
		8576	pars meatica (par) ^U	meatal segment (pair)
		8577	pars labyrinthica (par) ^U	labyrinthine segment (pair)
77529		6466	geniculum nervi facialis (par) ^U	geniculum of facial nerve (pair) ^U
53414		6482	ganglion geniculi nervi facialis (par)	geniculate ganglion (pair) ^U
53417		6483	nervus petrosus major (par) ^U ; radix parasymphathica ganglii pterygopalatini (par) ^U	greater petrous nerve (pair) ^U ; parasympathetic root of pterygopalatine ganglion (pair) ^U
67584		6803	nervus canalis pterygoidei (par) ^U	nerve of pterygoid canal (pair) ^U
		8591	pars pyramidalis (par) ^U	pyramidal segment (pair)
		8610	pars mastoidea (par) ^U	mastoid segment (pair)
53275		6467	nervus stapedius (par) ^U	nerve to stapedius muscle (pair)
53228		6484	chorda tympani (par) ^U	chorda tympani (pair)
		9356	nervus facialis proprius (par); pars extracranialis (par) ^U	proper facial nerve (pair); extracranial segment (pair)
53278		6468	nervus auricularis posterior (par) ^U	posterior auricular nerve (pair) ^U
52283		6469	ramus occipitalis (par) ^U	occipital branch (pair) ^U
53282		6470	ramus auricularis (par) ^U	auricular branch (pair) ^U

53288		6471	ramus digastricus (par) 	digastric branch (pair) 
53298		6472	ramus stylohyoideus (par) 	stylohyoid branch (pair) 
77530		6474	plexus intraparotideus (par) 	intraparotid plexus (pair) 
		9357	divisio superior (par)  ; divisio temporofacialis (par) 	superior subdivision (pair)  ; temporofacial subdivision (pair) 
53291		6475	rami temporales (par) 	temporal branches (pair) 
53307		6476	rami zygomatici (par) 	zygomatic branches (pair) 
		9358	divisio inferior (par)  ; divisio cervicofacialis (par) 	inferior subdivision (pair)  ; cervicofacial subdivision (pair) 
53310		6477	rami buccales (par) 	buccal branches (pair) 
		6478	(ramus lingualis nervi facialis (par) )	(lingual branch of facial nerve (pair) 
53365		6479	ramus marginalis mandibularis (par) 	mandibular marginal branch (pair) 
53396		6480	ramus cervicalis (par) 	cervical branch (pair) 
50869		6487	nervus vestibulocochlearis (par)  ; nervus cranialis VIII (par)	vestibulocochlear nerve (pair)  ; cranial nerve VIII (pair) 
53401		6488	nervus vestibularis (par) 	vestibular nerve (pair) 
53435		6489	ganglion vestibulare  	vestibular ganglion  
		6490 ↓	ramus communicans cochlearis (par)  ; ramus communicans vestibulocochlearis (par) 	cochlear communicating branch (pair)  ; vestibulocochlear communicating branch (pair) 
		6491	pars superior ganglii vestibularis (par)  ; nervus utriculoampullaris (par) 	superior part of vestibular ganglion (pair)  ; utriculoampullary nerve (pair) 
		6493	nervus utricularis (par) 	utricular nerve (pair) 
		6494	nervus ampullaris anterior (par) 	anterior ampullary nerve (pair) 
		6495	nervus ampullaris lateralis (par) 	lateral ampullary nerve (pair) 
		6496	pars inferior ganglii vestibularis (par) 	inferior part of vestibular ganglion (pair) 
		6497	nervus ampullaris posterior (par) 	posterior ampullary nerve (pair) 
		6498	nervus saccularis (par)  ; nervus vestibularis posterior (par) 	saccular nerve (pair)  ; posterior vestibular nerve (pair) 
53431		6499	nervus cochlearis (par) 	cochlear nerve (pair) 
53445		6500	ganglion cochleare   ; ganglion spirale 	cochlear ganglion  ; spiral ganglion 
50870		6501	nervus glossopharyngeus (par)  ; nervus cranialis IX (par) 	glossopharyngeal nerve (pair)  ; cranial nerve IX (pair) 
53474		6502	ganglion superius nervi glossopharyngei (par) 	superior ganglion of glossopharyngeal nerve (pair) 
53475		6503	ganglion inferius nervi glossopharyngei (par)  ; ganglion petrosum (par) 	inferior ganglion of glossopharyngeal nerve (pair)  ; petrous ganglion (pair) 
53480		6504	nervus tympanicus (par) 	tympanic nerve (pair) 
77533		6506	plexus tympanicus (par) 	tympanic plexus (pair) 
272316		6507	ramus tubarius (par) 	tubal branch (pair) 
53491		6515	nervus petrosus minor (par)  ; radix parasympathica ganglii otici (par) 	lesser petrous nerve (pair)  ; parasympathetic root of otic ganglion (pair) 
53488		6512 ↓	nervus sinus carotici (par) 	carotid sinus nerve (pair)
		6511	ramus stylopharyngeus (par) 	stylopharyngeal branch (pair) 
53486		6510	rami pharyngei (par) 	pharyngeal branches (pair) 
53489		6513	rami tonsillares (par) 	tonsillar branches (pair) 
53490		6514	rami linguales nervi glossopharyngei (par) 	lingual branches of glossopharyngeal nerve (pair) 
5731		6519	nervus vagus (par)  ; nervus cranialis X (par) 	vagus nerve (pair)  ; cranial nerve X (pair) 
6229		6520	ganglion superius nervi vagi (par)  ; ganglion jugulare (par) 	superior ganglion of vagus nerve (pair)  ; jugular ganglion (pair) 
6321		6521	ramus meningeus nervi vagi (par) 	meningeal branch of vagus nerve (pair) 
6332		6522		

		ramus auricularis nervi vagi (par)	auricular branch of vagus nerve (pair)	
6230		6523	ganglion inferius nervi vagi (par) ^U ; ganglion nodosum (par) ^U	inferior ganglion of vagus nerve (pair) ^U ; nodose ganglion (pair) ^U
6234		6524	ramus pharyngeus nervi vagi (par) ^U	pharyngeal branch of vagus nerve (pair) ^U
		6525	plexus pharyngeus (par) ^U	pharyngeal plexus (pair) ^U
6239		6526	nervus laryngeus superior (par) ^U	superior laryngeal nerve (pair) ^U
6243		6527	ramus externus (par) ^U	external branch (pair) ^U
6240		6528	ramus internus (par) ^U	internal branch (pair) ^U
		6530	rami cardiaci cervicales superiores (par) ^U	superior cervical cardiac branches (pair) ^U
		6531	rami cardiaci cervicales inferiores (par) ^U	inferior cervical cardiac branches (pair) ^U
6246		6532	nervus laryngeus recurrens (par) ^U	recurrent laryngeal nerve (pair) ^U
		6533	rami tracheales nervi laryngei recurrentis (par) ^U	tracheal branches of recurrent laryngeal nerve (pair) ^U
65514		6534	rami oesophagei nervi laryngei recurrentis (par) ^U	oesophageal branches of recurrent laryngeal nerve (pair) ^U
		6535	rami pharyngei nervi laryngei recurrentis (par) ^U	pharyngeal branches of recurrent laryngeal nerve (pair) ^U
		9361	rami laryngei nervi laryngei recurrentis (par) ^U	laryngeal branches of recurrent laryngeal nerve (pair) ^U
		6536	rami cardiaci thoracici (par) ^U	thoracic cardiac branches (pair) ^U
6247		6537	rami bronchiales (par) ^U	bronchial branches (pair) ^U
		9362	rami oesophagei nervi vagi (par) ^U	oesophageal branches of vagus nerve (pair) ^U
6720		6550 ↓	nervus accessorius (par) ^U ; nervus cranialis XI (par) ^U	accessory nerve (pair) ^U ; cranial nerve XI (pair) ^U
		9363	radices nervi accessorii (par) ^U	roots of accessory nerve (pair) ^U
77541		6551	radix cranialis (par) ^U	cranial root (pair) ^U
		6552	radix spinalis (par) ^U	spinal root (pair) ^U
77545		6553	truncus nervi accessorii (par) ^U	trunk of accessory nerve (pair) ^U
77543		6554	ramus internus (par) ^U ; ramus communicans vagalis (par) ^U	internal branch (pair) ^U ; vagal communicating branch (pair) ^U
77544		6555	ramus externus (par) ^U ; nervus accessorius spinalis (par) ^U	external branch (pair) ^U ; spinal accessory nerve (pair) ^U
272312		6556	rami musculares (par) ^U	muscular branches (pair) ^U
		9369	ramus trapezius (par) ^U	trapezius branch (pair) ^U ; branch to trapezius muscle (pair)
		9370	ramus sternocleidomastoideus (par) ^U	sternocleidomastoid branch (pair) ^U ; branch to sternocleidomastoid muscle (pair)
50871		6557	nervus hypoglossus (par) ^U ; nervus cranialis XII (par) ^U	hypoglossal nerve (pair) ^U ; cranial nerve XII (pair) ^U
		9371	ramus thyrohyoideus (par) ^U	thyrohyoid branch (pair) ^U
		9372	ramus geniohyoideus (par) ^U	geniohyoid branch (pair) ^U ; branch to geniohyoid muscle (pair)
		6558	rami linguales nervi hypoglossi (par) ^U	lingual branches of hypoglossal nerve (pair) ^U

190 lines

SCIENTIFIC NOTES

UID Libelle of note

- 6490 The Ramus communicans cochlearis contains the Efferent fibres for the Organ of Corti; eponym: (Anastomosis of Oort.
- 6512 Given its size, the term Nervus sinus carotici (Carotid sinus nerve; see Toorop et al. 2009 J Vasc Surg 50:177-182) is more appropriate (suggested by Ronald Bleys, Utrecht).
- Although it was suggested that Cranial roots and Vagal communicating branches of the Nervus accessorius are uncommon (Lachman N, Acland RD, Rosse C 2002 Anatomical evidence for the absence of a morphologically distinct cranial root of the accessory nerve in man. Clin Anat 15:4-10; Ryan S, Blyth P, Duggan N, Wild M, Al-Ali S 2007 Is the cranial accessory nerve really a portion of the accessory nerve? Anat Sci Int 82:1-7), a recent microsurgical approach on 43 adult cadavers revealed that Cranial roots of the Accessory nerve exist in the majority of adult humans (Tubbs RS, Benninger B, Loukas M, Cohen Gadol AA 2014 Cranial roots of the accessory nerve exist in the majority of adult
- 6550

humans. Clin Anat 27:102-107).

9356

New term for the peripheral part of Nervus facialis. Alternatively, the various parts of the Facial nerve may be mentioned (Pars meatica, Pars labyrinthica, Pars tympanica, Pars pyramidalis, Pars mastoidea, Pars extracranialis) as suggested by Ronald Bleys, Utrecht; see Lang J 1992 Klinische Anatomie des Ohres. Springer, Vienna-New York). The Nervus facialis proprius would become: Nervus facialis, Pars extracranialis.

[Original file](#)

Date: 19.11.2021

[FEDERATIVE INTERNATIONAL PROGRAMME FOR ANATOMICAL TERMINOLOGY](#) [Creative Commons Attribution-ShareAlike 4.0 International](#) [\(CC BY-SA 4.0\)](#)